



LDS1500 (G/D/E) SHOTCRETE PUMP

Powerful, Compact and Reliable



Lead Equipment Co., Ltd.

Content

Introduction	2
Feature description	2
Data Sheet.....	2
LDS1500G Gasoline Engine Shotcrete Pump	2
LDS1500D Diesel Engine Shotcrete Pump.....	3
LDS1500E Electric Motor Shotcrete Pump.....	3
List of Parts in a Complete Set	4
Details	5
Application	10
Certificate	10

LDS1500 (G/D/E) SHOTCRETE PUMP

Introduction

The LDS1500 is a lightweight shotcrete pump run by a highly-reliable direct drive planetary gearbox and hydraulic power pack. This sturdy workhorse is made better with the added improvement of a direct drive to the carousel.

Feature description

- 1) Highly reliable direct drive planetary gearbox
- 2) Infinite speed variation
- 3) Easily operating on site work
- 4) Standard spare part supply

Data Sheet

LDS1500G Gasoline Engine Shotcrete Pump

Item	Description
Pressure	1.5 Mpa (Chinese Hose)/3.5 Mpa (Trelleborg Hose)
Output	1.5-3 m ³ /h
Max. Aggregate	10 mm
The Squeeze Hose	ID 50 mm
Conveying Hose	ID 38 mm
Squeeze pump	LH50-455
Power	Honda GX390 Gasoline engine
Overall Dimension	1900x850x1250 mm
Hopper volume:	200 Liter
Oil tank	120 Liter
Weight	610 kg
Requested air compressor	3 m ³ /min, 0.5 Mpa Pressure
Vertical Conveying Distance	15 m (Chinese Hose)/30 m (Trelleborg Hose)
Horizontal Conveying Distance	40 m (Chinese Hose)/80 m (Trelleborg Hose)

LDS1500D Diesel Engine Shotcrete Pump

Item	Description
Pressure	1.5 Mpa (Chinese Hose)/3.5 Mpa (Trelleborg Hose)
Output	1.5-3m ³ /h
Max. Aggregate	8mm
The Squeeze Hose	ID 50mm
Conveying Hose	ID 38mm
Squeeze pump	LH50-455
Power	CFZ12 Diesel Engine, 10hp
Overall Dimension	2150x1100x1150mm
Hopper volume:	130 Liter
Weight	660kg
Requested air compressor	3m ³ /min, 0.5Mpa Pressure
Vertical Conveying Distance	15 m (Chinese Hose)/30 m (Trelleborg Hose)
Horizontal Conveying Distance	40 m (Chinese Hose)/80 m (Trelleborg Hose)

LDS1500E Electric Motor Shotcrete Pump

Pressure	1.5 Mpa (Chinese Hose)/ 3.5 Mpa (Trelleborg Hose)
Output	1.5-3m ³ /h
Max. Aggregate	8mm
The Squeeze Hose	ID 50mm
Conveying Hose	ID 38mm
Squeeze pump	LH50-455
Power	5.5kw, electric motor
Overall Dimension	1900x850x1250mm
Hopper volume:	200 Liter
Weight	610kg
Requested air compressor:	3m ³ /min, 0.5Mpa Pressure
Vertical Conveying Distance	15 m (Chinese Hose)/30 m (Trelleborg Hose)
Horizontal Conveying Distance	40 m (Chinese Hose)/80 m (Trelleborg Hose)

List of Parts in a Complete Set

No.	Description	Qty.	Unit	Remarks
1	LDS1500 main machine	1	set	
2	pump squeeze hose	1	pcs	
3	conveying hose, ID38, L10m	2	pcs	
4	reducer 2'/1.5'	1	pcs	
5	shotcrete nozzle assy.	1	set	
6	nozzle tip	1	pcs	
7	clamp	1	pcs	
8	clean ball	2	pcs	
9	accessories	1	Set	

Details

LDS1500G



LDS1500D



LDS1500E



HONDA GX390 gasoline engine:



OLI vibrator (DC):



High pressure gear pump:



YUKEN hydraulic valve:



**Infinite Speed variation
Control Valve**



Relief Valve

Shotcrete Hoses, Nozzles & Accessories



10 meters Concrete Hose

Nozzle:



Nozzle tip:




Clamp:



Clean ball:



Brilliant Trelleborg Hose (Optional)



Application



Certificate

CE AND ISO9001-2008

